

## Summary

Order Reference: SMG1504 | Report as of: 15/04/2022 | using Currency as EUR

### CREASOFT IT S.R.L.

Tradestyle(s): -

**ACTIVE** **SINGLE LOCATION**

**Address:** Mircea Cel Batran Street, No. 76, Bucuresti, RO  
**Phone:** -  
**D-U-N-S:** 53-568-4129  
**Registration Number:** J40/4841/2017  
**In Portfolio:** No

**Update:** This company can now be tracked to receive alerts and perform monitoring via portfolio. To enable tracking, simply click on 'Track this Company' button and optionally tag it.

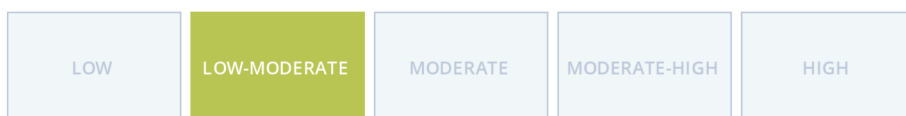
Delinquency Score	Age of Business	Employees	D&B Rating
<b>75</b>	<b>5 years</b> 2017 Year Started	<b>11</b> 11 (here)	<b>B2</b>

### Company Profile

<b>D-U-N-S</b> 53-568-4129	<b>Annual Sales</b> € 837,850	<b>Age (Year Started)</b> 5 (2017)
<b>Legal Form</b> Private Limited Company	<b>Employees</b> 11	<b>Line of Business</b> CUS COMPUTER PROG SVC

### Risk Assessment

#### Overall Business Risk



#### Maximum Credit Recommendation


**€ 22,472**

#### Dun & Bradstreet Thinks...

- Overall assessment of this company: **STABLE CONDITION**
- Based on the risk of failure: **HIGH LIKELIHOOD OF CONTINUED OPERATIONS**

- Based on ability to pay and predicted risk of severely delinquent payments:  
**MODERATE FINANCIAL STRENGTH WITH LOW POTENTIAL FOR SEVERELY DELINQUENT PAYMENTS**

### Delinquency Score Formerly Commercial Credit Score



Company's risk level is: **LOW-MODERATE**

Probability of delinquency over the next 12 months: **1.82 %**

### D&B Rating

**B2**

### Legal Events

Events	Occurrences
Secured Filings	Yes

### Trade Payments

#### Largest High Credit

**€ 268**

Average High Credit  
**€ 222**

### Ownership

This company is a **Single Location**

### Financial Overview

Source: D&B

#### Balance Sheet Fiscal (individual) 31/12/2021

**Amount** (In Single Units)

Net Worth:	€ 249,783
Total Current Assets:	€ 151,539
Total Fixed Assets:	€ 246,869
Total Assets:	€ 398,408
Total Current Liabilities:	€ 73,707
Long Term Debt:	€ 74,917
Total Liabilities:	€ 148,625

#### Profit & Loss Fiscal (individual) 31/12/2021

**Amount** (In Single Units)

**Profit & Loss** Fiscal (individual) 31/12/2021

Amount (In Single Units)

Sales:	€ 837,850
Income Before Tax:	€ 163,763
Net Income:	€ 155,817

**Key Business Ratios**

Ratio for the Business

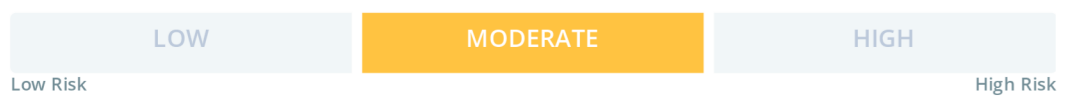
Current Ratio:	2.06
Quick Ratio:	0.97

## Country/Regional Insight

## Romania



## Risk Category



We have downgraded Romania's overall risk rating from DB4a to DB4b because of the adverse consequences of war in Ukraine and Western sanctions on Russia.

## Comprehensive Report

Delivery Date: Apr 15, 2022

Subscriber No: 037080334

Ticket Key: 202204155007920218

Reference: OPAL001\_20220415042023

## CREASOFT IT S.R.L.

ACTIVE SINGLE LOCATION



Address: Mircea Cel Batran Street, No. 76 Bucuresti,Bucuresti ,ROMANIA  
D-U-N-S Number: 53-568-4129

## IDENTIFICATION &amp; SUMMARY

## IDENTIFICATION

**D-U-N-S Number:** 53-568-4129  
**E-mail Address:** [office@creasoft.ro](mailto:office@creasoft.ro)

**Former Name(s):** CREATIVE GENERAL INVEST SRL  
**Web Address:** [creasoft.ro](http://creasoft.ro)

## SUMMARY

**Started:** 2017      **Reg No:** J40/4841/2017      **SIC:** 7371  
**Year Inc:** 2017      **Employs:** 11

**Legal Form:**

## Legal Form

Private limited co

## Activity:

Operates custom computer programming services

## Currency

All monetary amounts quoted in this report are shown in Romanian Lei (New) unless otherwise stated.



## RISK EVALUATION

Risk Indicator	2
D&B Rating	B2
Average Credit	24,305.09 USD

## SUMMARY

Registered Capital	500 RON
Sales/Turnover	4,140,026 RON
Pre-Tax Profit	809,193 RON
Tangible Net Worth	1,234,242 RON
Total Assets	1,968,633 RON
Principal(s)	1
Payments	NO COMPLAINTS

## RISK ASSESSMENT

### Risk Indicator



Risk Level of the Company is : **LOW**

### D&B Rating

<b>Financial Strength</b>	<b>Risk Indicator</b>
B	2
Based on tangible net worth	Good (Low Risk)

### Former Rating

<b>Financial Strength</b>	<b>Risk Indicator</b>
N/A	N/A

The Dun & Bradstreet Rating of B2 indicates:

- Financial Strength of USD 345,000 to USD 600,000 (based on net worth).
- A Risk Indicator which is Good (Low Risk).

## DELINQUENCY SCORE

## Delinquency Score for this business.



- The D&B Delinquency Score: 75

### Relative Risk

**Low-Moderate Risk**

### Risk Class

**4**

Highest Risk:1, Lowest Risk:5

### Average Probability of Delinquency

**1.82%**

Highest Risk:100%, Lowest Risk:0%

## Interpreting the Delinquency Score:

1. The D&B Delinquency Score predicts the likelihood that a business will pay its obligations late within the next 12 months.
2. The D&B Delinquency Score is a relative measure of risk, where 1 represents businesses that have the highest probability of severely delinquent payments and 100 the lowest.

## TREND ANALYSIS

### Key Trends

Risk Indicator	Current Ratio	Statutory Debt	No. of Employees	Solvency Ratio
 Static	 Worsening	 Static	 Static	 Improving

### Understanding Key trends:

Using historical archive data we are able to plot the movement of key data elements.

### Methodology:

Where data availability allows we are monitoring six elements for key trends: solvency ratio, current ratio, statutory debts, employee figure, scores or rating. Financial trends are based year over year using latest available financial statements or figures, whereas statutory debt comparisons are made quarterly as fresh information is released. Comparative employee data, typically collected directly from the subject company is therefore triggered by latest to last date of update. As our scores are recalculated on the basis of all fresh information these comparisons will also reflect latest to last date of update position.

## PRINCIPALS

<b>Name:</b>	<b>ADRIAN CONSTANTIN DINU</b>
<b>Position:</b>	Administrator
<b>Nationality:</b>	Romanian
<b>Associations:</b>	Also associated with CREASOFT TIME MANAGEMENT S.R.L., CREATIVE AUTOCURAT S.R.L., G.P.S. UNIVERSAL SRL, ORANGE FRESH UNIVERSAL SRL, SOFTWARE AREA S.R.L.

Maximum of 100 records are displayed.

## BANKERS

### Secured Charges

**Mortgagee/Lender Name:** UNICREDIT LEASING CORPORATION IFN SA

**Cause of Action:** Secured Charge

**Date of Charge:** Feb 24, 2022

**Charge Reference:** Not Available

**Related Amount:** Not Available

---

**Mortgagee/Lender Name:** BANCA TRANSILVANIA SA

**Cause of Action:** Secured Charge

**Date of Charge:** Dec 15, 2021

**Charge Reference:** Not Available

**Related Amount:** Not Available

---

**Mortgagee/Lender Name:** FONDUL NATIONAL DE GARANTARE A CREDITELOR PENTRU INTREPRINDERILE

**Cause of Action:** Secured Charge

**Date of Charge:** Dec 15, 2021

**Charge Reference:** Not Available

**Related Amount:** Not Available

---

**Mortgagee/Lender Name:** BANCA TRANSILVANIA SA

**Cause of Action:** Secured Charge

**Date of Charge:** Aug 03, 2021

**Charge Reference:** Not Available

**Related Amount:** Not Available

---

**Mortgagee/Lender Name:** BANCA TRANSILVANIA SA

**Cause of Action:** Secured Charge

**Date of Charge:** Aug 03, 2021

**Charge Reference:** Not Available

**Related Amount:** Not Available

---

**Mortgagee/Lender Name:** BANCA TRANSILVANIA SA

**Cause of Action:** Secured Charge

**Date of Charge:** Jun 09, 2021

**Charge Reference:** Not Available

**Related Amount:** Not Available

---

**Mortgagee/Lender Name:** FONDUL NATIONAL DE GARANTARE A CREDITELOR PENTRU INTREPRINDERILE

**Cause of Action:** Secured Charge

**Date of Charge:** Jun 09, 2021

**Charge Reference:** Not Available

Related Amount: Not Available

Mortgagee/Lender Name: BANCA TRANSILVANIA SA

Cause of Action: Secured Charge

Date of Charge: Nov 20, 2020

Charge Reference: Not Available

Related Amount: Not Available

Mortgagee/Lender Name: FONDUL NATIONAL DE GARANTARE A CREDITELOR PENTRU INTREPRINDERILE

Cause of Action: Secured Charge

Date of Charge: Nov 20, 2020

Charge Reference: Not Available

Related Amount: Not Available

Mortgagee/Lender Name: UNICREDIT LEASING CORPORATION IFN SA

Cause of Action: Secured Charge

Date of Charge: Mar 03, 2020

Charge Reference: Not Available

Related Amount: Not Available

## TRADE PAYMENTS

No complaints concerning subject's payments have been reported.

## TRADE PAYMENT SUMMARY

Value Bands RON	No. of Exp	Total Value RON	Within Terms	1-30 Days	31-60 Days	61-90 Days	91+ Days
> 2,000,000	0	0	0%	0%	0%	0%	0%
200,000 - 1,999,999	0	0	0%	0%	0%	0%	0%
100,000 - 199,999	0	0	0%	0%	0%	0%	0%
20,000 - 99,999	0	0	0%	0%	0%	0%	0%
10,000 - 19,999	0	0	0%	0%	0%	0%	0%
< 10,000	6	6,567	100%	0%	0%	0%	0%
	<b>6</b>	<b>6,567</b>	<b>100%</b>	<b>0%</b>	<b>0%</b>	<b>0%</b>	<b>0%</b>

## TRADE PAYMENT EXPERIENCES

Any amounts hereafter are in Romanian Lei (New) unless otherwise stated. Amounts may be rounded to nearest figure in prescribed ranges. Maximum of 200 trade experiences within 12 months are displayed.

Date	Paying Record	High Credit	Amount Owed	Amount Overdue	Payment Terms
Feb 28, 2022	Slow: 0 to 0	1,325	0	0	Net 30
Dec 31, 2021	Slow: 0 to 0	1,325	0	0	Net 30
Nov 30, 2021	Slow: 0 to 0	1,325	0	0	Net 30
Jun 30, 2021	Slow: 0 to 0	864	0	0	Net 30
May 31, 2021	Slow: 0 to 0	864	0	0	Net 30
Apr 30, 2021	Slow: 0 to 0	864	0	0	Net 30

## PUBLIC RECORD INFORMATION

### PROTESTED BILLS

No protested bills have been reported.

## HISTORY

### BACKGROUND

- Business started in Apr 06, 2017 as a Private Limited Company.
- Business has been under present control since Mar 27, 2017.
- Subject moved from Mircea Cel Batran Street, No. 76 , 5th District Bucuresti Muntenia, ROMANIA on Jul 14, 2020.
- Subject's name was changed from 'CREATIVE GENERAL INVEST SRL'.

### LEGAL FORM

- Private Limited Company registered on Apr 06, 2017.

Registration No: J40/4841/2017

Tax Registration No: 37351051

Tax Registration Status: Active

### CAPITAL

Nominal capital: 500 Romanian Lei (New)

Issued capital: 500 Romanian Lei (New)

Issued/paid-up capital was last increased on Apr 07, 2017.

Nominal capital is divided into:

20 shares of 25.00 each of which 500 have been issued.

## LINKAGE

### OWNERSHIP

Name: ADRIAN CONSTANTIN DINU



Name: **ADRIAN CONSTANTIN DINU**

Ownership: Holds 95% of the voting capital.

Name: **ORANGE FRESH UNIVERSAL SR**

Ownership: Holds 5% of the voting capital.

Shareholder DUNS: 53-344-8966

#### AFFILIATES

The following are related through principal(s) and/or financial interest(s):

Name: **SOFTWARE AREA S.R.L. SRL**

Location: Bucuresti, Romania

Affiliate DUNS: 59-987-9189

Details: This operates as Computer programming acti.  
This concern is related through common principal(s) and/or shareholder(s).  
Year Started: 2021.  
Subject has a 40% share interest.

Name: **CREATIVE AUTOCURAT S.R.L. SRL**

Location: Bucuresti, Romania

Affiliate DUNS: 53-568-4411

Details: This operates as Maintenance and repair of.  
This concern is related through common principal(s) and/or shareholder(s).  
Year Started: 2017.  
Subject has a 5% share interest.

Name: **CREASOFT TIME MANAGEMENT SRL**

Location: Bucuresti, Romania

Affiliate DUNS: 44-879-8815

Details: This operates as Computer programming acti.  
This concern is related through common principal(s) and/or shareholder(s).  
Year Started: 2021.

Name: **ORANGE FRESH UNIVERSAL SR SRL**

Location: Bucuresti, Romania

Affiliate DUNS: 53-344-8966

Details: This operates as Other retail sale not in.  
This concern is related through common principal(s) and/or shareholder(s).  
Year Started: 2014.

Name: **CREATIVE AUTOCURAT S.R.L. SRL**

Location: Bucuresti, Romania

Affiliate DUNS: 53-568-4411

Details: This operates as Maintenance and repair of.  
This concern is related through common principal(s) and/or shareholder(s).  
Year Started: 2017.



## LINE OF BUSINESS

Operates custom computer programming services (7371)

## EMPLOYEES

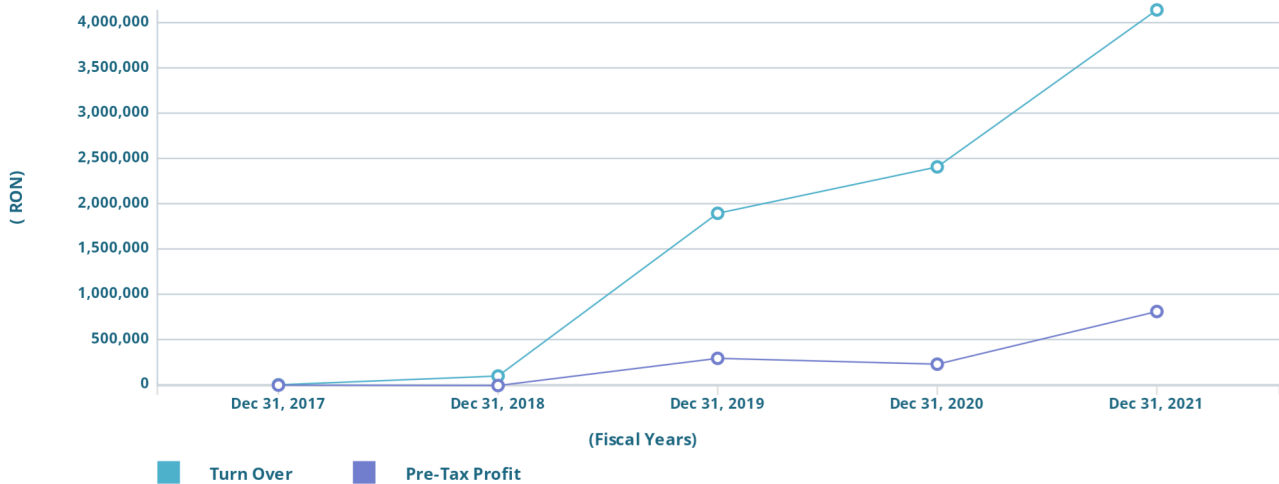
Employs: 11 as at Dec 31, 2021

## LOCATION

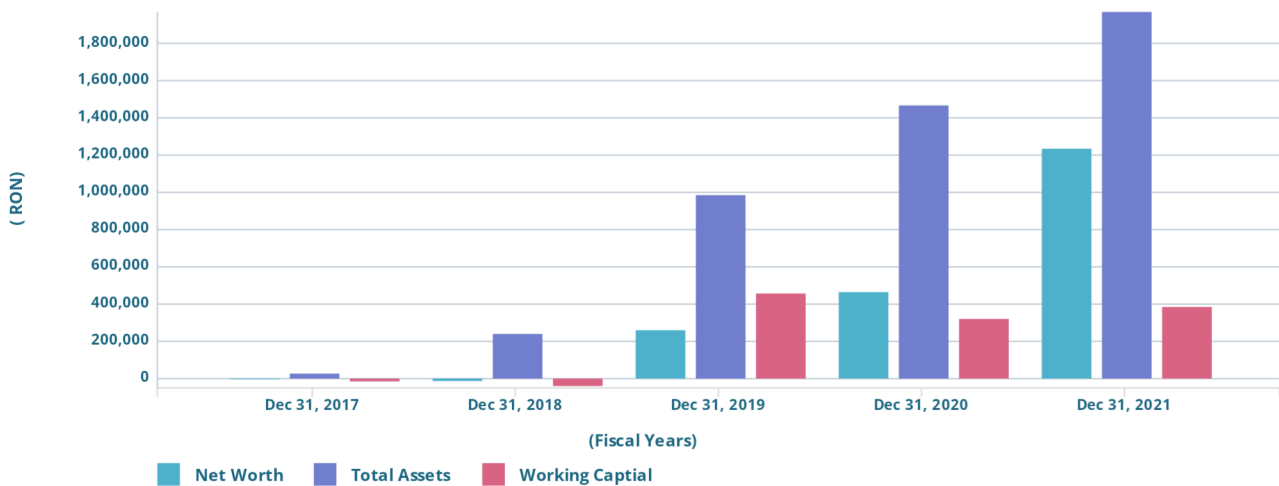
Registered office: At heading address.

## FINANCIAL INFORMATION

### TREND OF TURNOVER & PRE-TAX PROFIT



### TREND OF KEY BALANCE SHEET ITEMS



Net Worth and Total Assets are tangible figures shown after the deduction of intangible assets.

## COMPARATIVES

Fiscal  
Dec 31, 2017  
( RON)

Fiscal  
Dec 31, 2018  
( RON)

Fiscal  
Dec 31, 2019  
( RON)

Fiscal  
Dec 31, 2020  
( RON)

Fiscal  
Dec 31, 2021  
( RON)

	2017	2018	2019	2020	2021
Turnover		96,787	1,893,936	2,406,346	4,140,026
Pre-tax Profit	-4,127	-8,424	291,925	227,585	809,193
Net Worth	-3,627	-13,018	259,789	464,315	1,234,242
Fixed Assets	10,603	21,751	57,712	539,848	501,208
Total Assets	26,765	239,791	984,932	1,466,608	1,968,633
Current Assets	15,480	212,778	643,748	581,665	748,793
Current Liabilities	30,392	252,809	186,953	261,247	364,206
Working Capital	-14,912	-40,031	456,795	320,418	384,587
Long Term Debt			538,190	741,046	370,185
Financial Assets					
Intangibles	682	5,262	283,472	345,095	718,632
Employees		1	8	11	11

Net Worth and Total Assets are tangible figures shown after the deduction of intangible assets.

## RATIOS

	Dec 31, 2017	Dec 31, 2018	Dec 31, 2019	Dec 31, 2020	Dec 31, 2021
Current Ratio	.51	.84	3.44	2.23	2.06
Solvency Ratio (%)	-837.94	-1,942	279.13	215.86	59.5
Fixed Assets / Net Worth (%)	-292.34	-167.08	22.21	116.27	40.61
Current Liabs / Net Worth (%)	-837.94	-1,942	71.96	56.27	29.51
Asset Turnover (%)	0	40.36	192.29	164.08	210.3
Sales / Net Working Capital	0	-2.42	4.15	7.51	10.76
Assets / Sales (%)		247.75	52	60.95	47.55
Profit Margin (%)		-8.7	15.41	9.46	19.55
Shareholders Return (%)	113.79	64.71	112.37	49.02	65.56
Return on Assets (%)	-15.42	-3.51	29.64	15.52	41.1
Sales / Employees *		96,787	236,742	218,758.73	376,366
Profit / Employees *		-8,424	36,490.63	20,689.55	73,563

\* The ratios are in single units.