

Summary

Currency: EUR

**CREASOFT TIME MANAGEMENT**

**S.R.L.**

Tradestyle(s): No Trades Available

ACTIVE

**D-U-N-S** 44-879-8815 **Address:** B-DUL IULIU MANIU NR. 7 CORP A, CAMERA 13 A SC. 3 ET. 4,, SECTORUL 6, Bucuresti, RO  
**Registration Number:** 44137701  
**Phone:** +40 743 118 112

Age of Business	Delinquency Score	D&B Rating
<b>4 years</b> 2021 Year Started	<b>65</b>	<b>D2</b>

ALL ACCOUNTS

Totals	Total Outstanding	Approved Credit Limit	Credit Limit Utilization
-	-	-	-
<b>Total Past Due</b>			
-			

Account Level Detail

Account Name	Total Outstanding	Approved Credit Limit	Credit Limit Utilization	Total Past Due	Folders
--------------	-------------------	-----------------------	--------------------------	----------------	---------



There are currently no account associated with this D-U-N-S. Upload account or create an account to view summary.

LATEST AGEING



No Data Available



COMPANY PROFILE		
<b>D-U-N-S</b> 44-879-8815	<b>Annual Sales</b> 625,664 (EUR)	<b>Age (Year Started)</b> 4 (2021)
<b>Legal Form</b> Private Limited Company	<b>Employees</b> 6	
<b>Telephone Number</b> +40 743 118 112	<b>Line of business</b> CUS COMPUTER PROG SVC	

D&B RISK ASSESSMENT											
<b>OVERALL BUSINESS RISK</b>	<b>Maximum Credit Recommendation</b>										
<table border="1"><tr><td>HIGH</td><td>MODERATE-HIGH</td><td>MODERATE</td><td><b>LOW-MODERATE</b></td><td>LOW</td></tr></table>	HIGH	MODERATE-HIGH	MODERATE	<b>LOW-MODERATE</b>	LOW	<b>16,507 (EUR)</b>					
HIGH	MODERATE-HIGH	MODERATE	<b>LOW-MODERATE</b>	LOW							
<b>Dun &amp; Bradstreet Thinks...</b>											
<ul style="list-style-type: none"><li>• Overall assessment of this organization: <b>STABLE CONDITION</b></li><li>• Based on the risk of failure: <b>HIGH LIKELIHOOD OF CONTINUED OPERATIONS</b></li><li>• Based on ability to pay and predicted risk of severely delinquent payments: <b>MODERATE FINANCIAL STRENGTH WITH LOW POTENTIAL FOR SEVERELY DELINQUENT PAYMENTS</b></li></ul>											
<b>Delinquency Score</b> (Formerly known as Commercial Stress Score)											
<table border="1"><tr><td></td><td></td><td></td><td><b>65</b></td><td></td></tr><tr><td>High Risk (1)</td><td></td><td></td><td></td><td>Low Risk (100)</td></tr></table>					<b>65</b>		High Risk (1)				Low Risk (100)
			<b>65</b>								
High Risk (1)				Low Risk (100)							
<b>Company's risk level is:</b> <b>LOW-MODERATE</b>											
<b>Probability of delinquency over the next 12 months: 2.48%</b>											
<b>D&amp;B Rating</b>											
<b>D2</b>											

LEGAL EVENTS	
Events	Occurrences

TRADE PAYMENTS
<b>Largest High Credit</b>

Significant Legal Events	No
Suits & Judgments	No
Secured Filings	Yes
Claims	No
Other Financial / Legal Events	No


201 (EUR)

Average High Credit

201 (EUR)

FINANCIAL OVERVIEW	
Source: D&B	
<b>Balance Sheet</b> Fiscal (Individual) 31/12/2024	<b>Amount</b> (In Single Units)
Net Worth:	87,016 (EUR)
Total Current Assets:	185,617 (EUR)
Total Fixed Assets:	8,074 (EUR)
Total Assets Amount:	195,366 (EUR)
Total Current Liabilities:	59,130 (EUR)
Long Term Debt:	49,220 (EUR)
Total Liabilities:	108,349 (EUR)
<b>Profit &amp; Loss</b> Fiscal (Individual) 31/12/2024	<b>Amount</b> (In Single Units)
Sales:	625,664 (EUR)
Income Before Tax:	103,197 (EUR)
Net Income:	86,896 (EUR)
<b>Key Business Ratios</b> Fiscal (Individual) 31/12/2024	<b>Ratio for the Business</b>
Current Ratio:	3.14
Quick Ratio:	2.15

**NEWS**



No Data Available

## ALERTS



There are no alerts for this D-U-N-S Number.

## COUNTRY/REGIONAL INSIGHT

### ROMANIA



### Risk Category



We have downgraded Romania's political/insecurity risk rating as the government faces a growing challenge from national-conservative parties; political instability could curtail EU funds.

### Available Reports

#### Country Insight Report (CIR) ?

Current Publication Date:  
10/03/2025

#### Country Insight Snapshot (CIS) ?

Current Publication Date:  
10/03/2025

## D&B Report - Company Details



## Comprehensive Report

Delivery Date: Apr 11, 2025

Subscriber No: 037080334

Ticket Key: 202504115007920207

Reference: customercare-ro@icapcrif.com

## CREASOFT TIME MANAGEMENT S.R.L.

**ACTIVE** **SINGLE LOCATION**

**Address:** B-DUL IULIU MANIU NR. 7 CORP A, CAMERA 13 A SC. 3 ET. 4, SECTORUL 6  
Bucuresti,Bucuresti ,ROMANIA

**Telephone(s):** 40 743118112

**D-U-N-S Number:** 44-879-8815

**Tax Registration No:** 44137701

## IDENTIFICATION & SUMMARY

### IDENTIFICATION

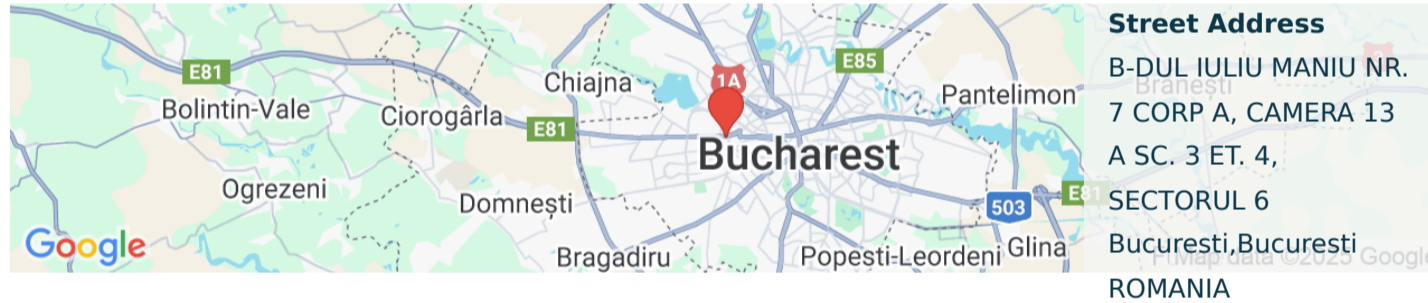
<b>D-U-N-S Number:</b> 44-879-8815	<b>Telephone(s):</b> 40 743118112 40 749500400	<b>E-mail Address:</b> <a href="mailto:vanzari@creasoft.ro">vanzari@creasoft.ro</a>
<b>Former Name(s):</b> CREASOFT TIME MANAGEMENT S.R.L.		<b>Web Address:</b> <a href="http://www.creasoft.ro/">www.creasoft.ro/</a>

### SUMMARY

<b>Started:</b> 2021	<b>Local Legal Form:</b> Private Limited Company	<b>SIC:</b> 7371
<b>Year Inc:</b> 2021	<b>Reg No:</b> J2021007098407	<b>Employs:</b> 6.00
<b>Legal Form:</b> Private limited co	<b>Tax Registration No:</b> 44137701	<b>Local Activity Code :</b> 6201
<b>Activity:</b> Operates custom computer programming services		

### Currency

All monetary amounts quoted in this report are shown in Romanian Lei (New) unless otherwise stated.



### RISK EVALUATION

<b>Risk Indicator</b>	2
<b>D&amp;B Rating</b>	D2
<b>Average Credit</b>	18,283.72 USD

### SUMMARY

<b>Registered Capital</b>	500.00 RON
<b>Sales/Turnover</b>	3,114,370.00 RON
<b>Pre-Tax Profit</b>	513,686.00 RON
<b>Tangible Net Worth</b>	433,142.00 RON
<b>Total Assets</b>	972,472.00 RON
<b>Principal(s)</b>	1
<b>Payments</b>	NO COMPLAINTS

### RISK ASSESSMENT

## Risk Indicator



Risk Level of the Company is : **LOW**

High Risk(4)

Low Risk(1)

### D&B Rating

Financial Strength	Risk Indicator
D	2
Based on tangible net worth	Good (Low Risk)

### Former Rating


Financial Strength	Risk Indicator
N/A	N/A

### The Dun & Bradstreet Rating of D2 indicates:

- Financial Strength of USD 120,000 to USD 175,000 (based on net worth).
- A Risk Indicator which is Good (Low Risk).

## DELINQUENCY SCORE

### Delinquency Score for this business.



- The D&B Delinquency Score: 65

High Risk(1)

Low Risk(100)




Relative Risk <b>Low-Moderate Risk</b>	Risk Class <b>2</b> Highest Risk:5, Lowest Risk:1	Average Probability of Delinquency <b>2.48%</b>
---	---	--

### Interpreting the Delinquency Score:

- The D&B Delinquency Score predicts the likelihood that a business will pay its obligations late within the next 12 months.
- The D&B Delinquency Score is a relative measure of risk, where 1 represents businesses that have the highest probability of severely delinquent payments and 100 the lowest.

## TREND ANALYSIS

### Key Trends

Risk Indicator	Statutory Debt	No. of Employees
 Static	 Static	 Improving

### Understanding Key trends:

Using historical archive data we are able to plot the movement of key data elements.

### Methodology:

Where data availability allows we are monitoring six elements for key trends: solvency ratio, current ratio, statutory debts, employee figure, scores or rating. Financial trends are based year over year using latest available financial statements or figures, whereas statutory debt comparisons are made quarterly as fresh

information is released. Comparative employee data, typically collected directly from the subject company is therefore triggered by latest to last date of update. As our scores are recalculated on the basis of all fresh information these comparisons will also reflect latest to last date of update position.

## **PRINCIPALS**

<b>Name:</b>	<b>ADRIAN CONSTANTIN DINU</b>
<b>Position:</b>	Administrator
<b>Nationality:</b>	Romanian
<b>Associations:</b>	Also associated with CREASOFT IT S.R.L., CREATIVE AUTOCURAT S.R.L., G.P.S. UNIVERSAL SRL, ORANGE FRESH UNIVERSAL SRL, SOFTWARE AREA S.R.L.

Maximum of 100 records are displayed.

## **BANKERS**

<b>Bank Name:</b>	<b>BANCA TRANSILVANIA SA</b>
<b>Address:</b>	CALEA DOROBANTILOR NR. 30-36, CLUJ-NAPOCA, ROMANIA, ROMANIA
<b>Telephone:</b>	40 238411977

### **Secured Charges**

<b>Mortgagee/Lender Name:</b>	BANCA TRANSILVANIA SA
<b>Cause of Action:</b>	Secured Charge
<b>Date of Charge:</b>	Feb 06, 2024
<b>Charge Reference:</b>	Not Available
<b>Related Amount:</b>	Not Available

## **TRADE PAYMENTS**

No complaints concerning subject's payments have been reported.

### **TRADE PAYMENT SUMMARY**

<b>Value Bands RON</b>	<b>No. of Exp</b>	<b>Total Value RON</b>	<b>Within Terms</b>	<b>1-30 Days</b>	<b>31-60 Days</b>	<b>61-90 Days</b>	<b>91+ Days</b>
> 2,000,000	0.00	0.00	0%	0%	0%	0%	0%
200,000 - 1,999,999	0.00	0.00	0%	0%	0%	0%	0%
100,000 - 199,999	0.00	0.00	0%	0%	0%	0%	0%
20,000 - 99,999	0.00	0.00	0%	0%	0%	0%	0%
10,000 - 19,999	0.00	0.00	0%	0%	0%	0%	0%
< 10,000	1.00	1,000.00	0.00%	100.00%	0.00%	0.00%	0.00%
	<b>1.00</b>	<b>1,000.00</b>	<b>0.00%</b>	<b>100.00%</b>	<b>0.00%</b>	<b>0.00%</b>	<b>0.00%</b>

## TRADE PAYMENT EXPERIENCES

Any amounts hereafter are in RON unless otherwise stated. Amounts may be rounded to nearest figure in prescribed ranges. Maximum of 200 trade experiences within 12 months are displayed.

Date	Paying Record	High Credit	Amount Owed	Amount Overdue	Payment Terms
Jun 30, 2024	Slow: 0 to 15 Last sale: 1 month	1,000.00	1,000.00	1,000.00	Net 30

## PUBLIC RECORD INFORMATION

### PROTESTED BILLS

No protested bills have been reported.

## HISTORY

### BACKGROUND

- Business started in Apr 19, 2021 as a Private Limited Company.
- Subject moved from B-dul Iuliu Maniu Nr. 7 Corp A, Camera 13 A Sc. 3 Et. 4, Sectorul 6 061072 Bucuresti Muntenia, ROMANIA on Mar 17, 2025.
- Subject's name was changed from 'CREASOFT TIME MANAGEMENT S.R.L.'.

### LEGAL FORM

- Private Limited Company registered on Apr 19, 2021.

**Registration No:** J2021007098407

**Tax Registration No:** 44137701

**Tax Registration Status:** Active

### LOCAL LEGAL FORM

Private Limited Company

### CAPITAL

**Nominal capital:** 500.00 Romanian Lei (New)

**Issued capital:** 500.00 Romanian Lei (New)

Issued/paid-up capital was last increased on Apr 19, 2021.

Nominal capital is divided into:

50.00 shares of 10.00 each of which 500.00 have been issued.

## LINKAGE

### OWNERSHIP

**Name:** ADRIAN CONSTANTIN DINU

**Ownership:** Holds 100.00% of the voting capital.



## AFFILIATES

The following are related through principal(s) and/or financial interest(s):

<b>Name:</b>	<b>SOFTWARE AREA S.R.L., SRL</b>
<b>Location:</b>	Bucuresti, Romania
<b>Affiliate DUNS:</b>	59-987-9189
<b>Details:</b>	This operates as Air transport. This concern is related through common principal(s) and/or shareholder(s). Year Started: 2021. Subject has a 20.00% share interest.

<b>Name:</b>	<b>ORANGE FRESH UNIVERSAL SR, SRL</b>
<b>Location:</b>	Bucuresti, Romania
<b>Affiliate DUNS:</b>	53-344-8966
<b>Details:</b>	This concern is related through common principal(s) and/or shareholder(s). Year Started: 2014.

<b>Name:</b>	<b>CREASOFT IT S.R.L., SRL</b>
<b>Location:</b>	Bucuresti, Romania
<b>Affiliate DUNS:</b>	53-568-4129
<b>Details:</b>	This operates as Computer programming acti. This concern is related through common principal(s) and/or shareholder(s). Year Started: 2017.

<b>Name:</b>	<b>CREATIVE AUTOCURAT S.R.L., SRL</b>
<b>Location:</b>	Bucuresti, Romania
<b>Affiliate DUNS:</b>	53-568-4411
<b>Details:</b>	This concern is related through common principal(s) and/or shareholder(s). Year Started: 2017.

<b>Name:</b>	<b>G.P.S. UNIVERSAL SRL, SRL</b>
<b>Location:</b>	Bucuresti, Romania
<b>Affiliate DUNS:</b>	68-183-6805
<b>Details:</b>	This concern is related through common principal(s) and/or shareholder(s). Year Started: 2002.

## OPERATIONS

### LOCAL ACTIVITY CODE

<b>Local Activity Code :</b>	<b>6201</b>
<b>Local Activity Code Type :</b>	CAEN
<b>Equivalent to :</b>	NACE 2

### LINE OF BUSINESS

Operates custom computer programming services (7371)  
Computer programming activities

### EMPLOYEES

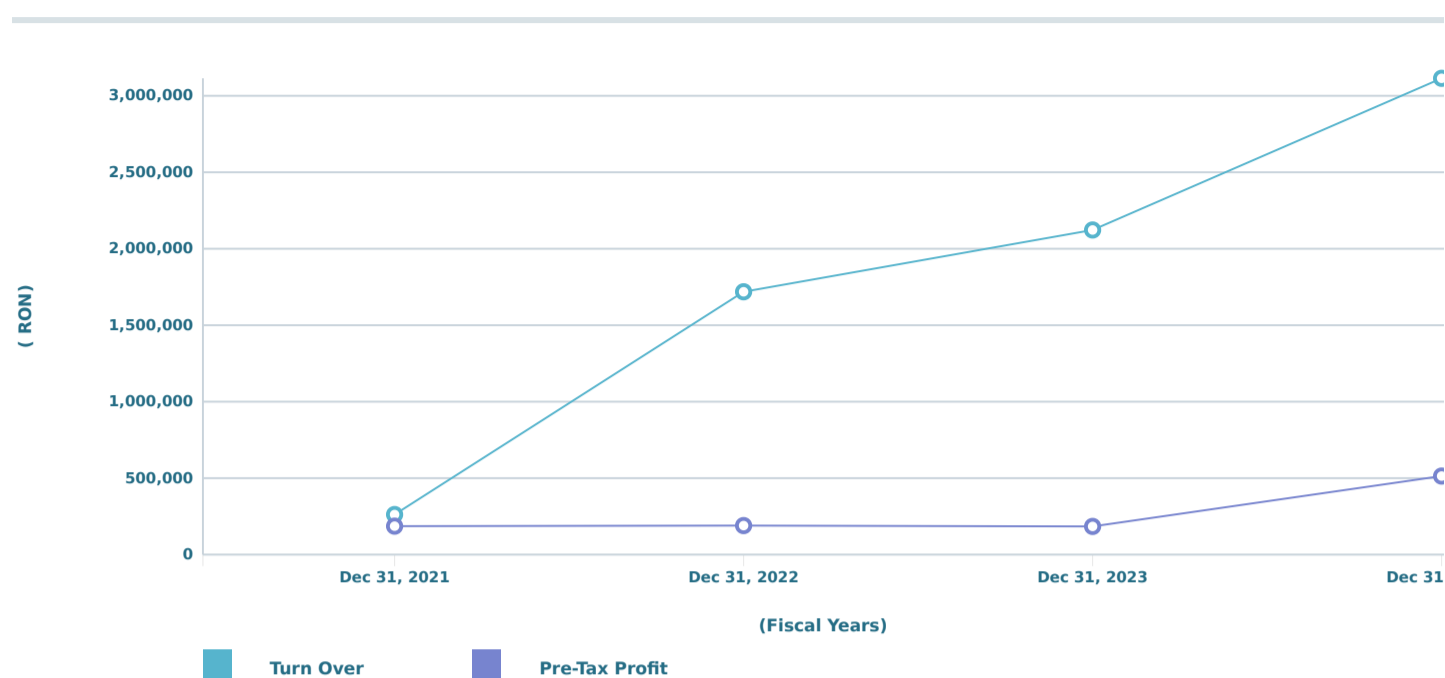
Employs: 6.00 as at Dec 31, 2024

### LOCATION

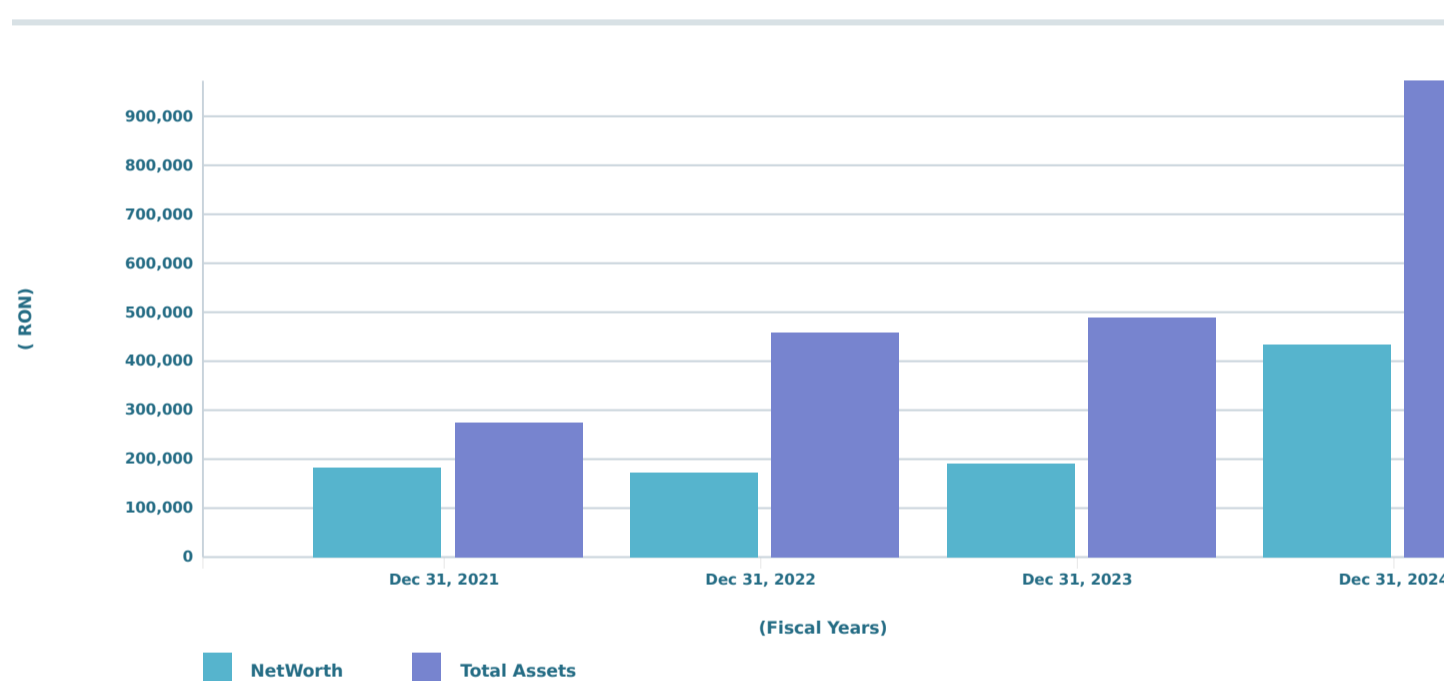
Registered office: At heading address.

## FINANCIAL INFORMATION

### TREND OF TURNOVER & PRE-TAX PROFIT



### TREND OF KEY BALANCE SHEET ITEMS



Net Worth and Total Assets are tangible figures shown after the deduction of intangible assets.

### COMPARATIVES

	Fiscal Dec 31, 2021 ( RON)	Fiscal Dec 31, 2022 ( RON)	Fiscal Dec 31, 2023 ( RON)	Fiscal Dec 31, 2024 ( RON)
Turnover	262,069.00	1,718,649.00	2,122,700.00	3,114,370.00
Pre-tax Profit	186,157.00	189,855.00	184,352.00	513,686.00
Net Worth	183,087.00	173,232.00	190,217.00	433,142.00
Fixed Assets	0.00	3,512.00	27,660.00	40,191.00
Total Assets	274,512.00	458,565.00	489,367.00	972,472.00
Current Assets	174,222.00	246,720.00	353,374.00	923,948.00
Current Liabilities	91,425.00	146,751.00	259,150.00	294,330.00

Working Capital	82,797.00	99,969.00	94,224.00	629,618.00
Long Term Debt	0.00	138,582.00	40,000.00	245,000.00
Financial Assets	0.00	0.00	0.00	
Intangibles	100,290.00	208,333.00	108,333.00	8,333.00
Employees	3.00	4.00	4.00	6.00

Net Worth and Total Assets are tangible figures shown after the deduction of intangible assets.

## RATIOS

	Dec 31, 2021	Dec 31, 2022	Dec 31, 2023	Dec 31, 2024
Current Ratio	1.91	1.68	1.36	3.14
Solvency Ratio (%)	49.94	164.71	157.27	124.52
Fixed Assets / Net Worth (%)	0.00	2.03	14.54	9.28
Current Liabs / Net Worth (%)	49.94	84.71	136.24	67.95
Asset Turnover (%)	95.47	374.79	433.76	320.25
Sales / Net Working Capital	3.17	17.19	22.53	4.95
Assets / Sales (%)	104.75	26.68	23.05	31.23
Profit Margin (%)	71.03	11.05	8.68	16.49
Shareholders Return (%)	101.68	109.60	96.92	118.60
Return on Assets (%)	67.81	41.40	37.67	52.82
Sales / Employees *	87,356.33	429,662.25	530,675.00	519,061.67
Profit / Employees *	62,052.33	47,463.75	46,088.00	85,614.33

\* The ratios are in single units.

## BALANCE SHEET

Abstract from individual fiscal balance sheet.

Assets	As at Dec 31, 2021 ( RON)	As at Dec 31, 2022 ( RON)	As at Dec 31, 2023 ( RON)	As at Dec 31, 2024 ( RON)
Misc Fixed Assets	0.00	3,512.00	27,660.00	40,191.00
Total Fixed Assets	0.00	3,512.00	27,660.00	40,191.00
Misc Fin'cl Assets	0.00	0.00	0.00	
Total Fin'cl Assets	0.00	0.00	0.00	
Misc Intangible Assets	100,290.00	208,333.00	108,333.00	8,333.00
Total Intangible Assets	100,290.00	208,333.00	108,333.00	8,333.00
<b>CURRENT ASSETS</b>				
Stock	0.00	17,296.00	214,670.00	291,219.00
Trade Debtors	29,185.00	170,420.00	79,937.00	274,686.00
Prepaid Expenses	13,364.00	6,208.00	1,105.00	33,658.00

Cash	131,673.00	52,796.00	57,662.00	116,627.00
Market Securities	0.00	0.00	0.00	207,758.00
<b>TOTAL CURRENT</b>	<b>174,222.00</b>	<b>246,720.00</b>	<b>353,374.00</b>	<b>923,948.00</b>
<b>TOTAL ASSETS</b>	<b>274,512.00</b>	<b>458,565.00</b>	<b>489,367.00</b>	<b>972,472.00</b>
<b>Liabilities</b>	<b>As at Dec 31, 2021 ( RON)</b>	<b>As at Dec 31, 2022 ( RON)</b>	<b>As at Dec 31, 2023 ( RON)</b>	<b>As at Dec 31, 2024 ( RON)</b>
Capital	500.00	500.00	500.00	500.00
Misc Reserves	182,587.00	172,732.00	189,717.00	432,642.00
Net Worth	183,087.00	173,232.00	190,217.00	433,142.00
Misc Provisions	0.00	0.00	0.00	
Misc Def Liabilities		138,582.00	40,000.00	245,000.00
<b>CURRENT LIABILITIES</b>				
Advances Received	0.00	0.00	0.00	
Misc Current Liabilities	91,425.00	146,751.00	259,150.00	294,330.00
<b>TOTAL CURRENT</b>	<b>91,425.00</b>	<b>146,751.00</b>	<b>259,150.00</b>	<b>294,330.00</b>
<b>TOTAL LIABS &amp; NET WORTH</b>	<b>274,512.00</b>	<b>458,565.00</b>	<b>489,367.00</b>	<b>972,472.00</b>

## PROFIT & LOSS

	<b>Jan 01, 2021 to Dec 31, 2021 ( RON)</b>	<b>Jan 01, 2022 to Dec 31, 2022 ( RON)</b>	<b>Jan 01, 2023 to Dec 31, 2023 ( RON)</b>	<b>Jan 01, 2024 to Dec 31, 2024 ( RON)</b>
Net Sales	262,069.00	1,718,649.00	2,122,700.00	3,114,370.00
Cost of Goods Sold	175,967.00	1,528,671.00	2,035,210.00	2,643,601.00
Gross Profit	86,102.00	189,978.00	87,490.00	470,769.00
Misc Operating Income	100,055.00	171.00	96,072.00	44,096.00
Net Operating Income	186,157.00	190,149.00	183,562.00	514,865.00
Misc Financial Income	0.00	10.00	2,127.00	6,007.00
Total Financial Income	0.00	10.00	2,127.00	6,007.00
Misc Financial Expenses	0.00	304.00	1,337.00	7,186.00
Total Financial Expenses	0.00	304.00	1,337.00	7,186.00
Profit Before Taxes	186,157.00	189,855.00	184,352.00	513,686.00
Income Tax	3,570.00	17,223.00	21,854.00	81,145.00
Profit After Tax	182,587.00	172,632.00	162,498.00	432,541.00
Extraordinary Items	0.00	0.00	0.00	0.00
Net Profit	182,587.00	172,632.00	162,498.00	432,541.00

## **APPENDICES**

### **CUSTOMER SERVICE**

<b>Speed of service:</b>	Typically 4 working days
<b>SCN:</b>	202504115007920207
<b>Order Date:</b>	Apr 11, 2025

Should you require any further information or have any questions, please contact your local Customer Service Centre.

Enquiries should **always** contain the below minimum details please:

- Full Company Name
- Full Headquarters Address (street, town, country)
- Telephone Number
- Business Identification Number (registration number, chamber of commerce number, VAT number, Government Gazette number)
- Contact Name
- SCN
- Order Date

The information in this report was last updated on **Mar 24, 2025**.

### **D&B RATING GLOSSARY**

**D&B Rating - The D&B Rating consists of two parts, the Financial Strength Indicator and the Risk Indicator.**

For example: in the case of a **2A 4** rating, **2A** means the financial strength of the business and **4** is the risk indicator.

The **Risk Indicator** is used in conjunction with the Financial Strength Indicator. The Risk Indicator reflects D&B's opinion of the risk associated with trading with a specific business, notably the likelihood of business continuance or failure over the next 12 months. Created from expert rules systems, the Risk Indicator is refreshed whenever data is loaded onto our databases. Please see the table below for the Risk Indicators and their corresponding values.

#### **Risk Indicators**

4	Significant level of risk	Take suitable assurances before extending credit
3	Greater than average risk	Proceed with transaction but monitor closely
2	Low risk	Proceed with transaction
1	Minimal risk	Proceed with transaction - offer terms required
-	Insufficient information to assign a risk indicator	No public information or D&B proprietary information available to indicate trading activity

The **Financial Strength Indicator** is based on either Net Worth or Issued Capital. The table below contains the possible values.

<b>Financial Strength Indicator</b>		<b>Range</b>	
<b>Net Worth</b>	<b>Capital</b>	<b>FROM</b>	<b>TO</b>
<b>5A</b>	<b>5AA</b>	\$60 million	And above
<b>4A</b>	<b>4AA</b>	\$25 million	\$60 million
<b>3A</b>	<b>3AA</b>	\$12 million	\$25 million
<b>2A</b>	<b>2AA</b>	\$2.5 million	\$12 million

<b>1A</b>	<b>1AA</b>	\$1.2 million	\$2.5 million
<b>A</b>	<b>AA</b>	\$600,000	\$1.2 million
<b>B</b>	<b>BB</b>	\$345,000	\$600,000
<b>C</b>	<b>CC</b>	\$175,000	\$345,000
<b>D</b>	<b>DD</b>	\$120,000	\$175,000
<b>E</b>	<b>EE</b>	\$60,000	\$120,000
<b>F</b>	<b>FF</b>	\$35,000	\$60,000
<b>G</b>	<b>GG</b>	\$15,000	\$35,000
<b>H</b>	<b>HH</b>	0	\$15,000

#### Alternate Ratings Used

<b>N</b>	Financial Strength is negative
<b>O</b>	Financial Strength is undisclosed
<b>NB</b>	New Business: Less than 24 months
<b>NQ</b>	Out of Business: Business has ceased to trade

#### FINANCIAL RATIO GLOSSARY

Key Business Ratios are used to identify irregularities in the status and future potential of a company.

Name	Formula	Explanation
<b>Current Ratio (x)</b>	Total Current Assets / Total Current Liabilities	This ratio shows the cover by current assets of short term creditors, and the higher the ratio the more assurance there is that payment of creditors can be met.
<b>Solvency Ratio %</b>	$((\text{Current Liabilities} + \text{Long Term Liabilities}) / \text{Tangible Net Worth}) \times 100$	From this can be seen the extent to which the company is financed by creditors and debt rather than permanent finance.  The higher the ratio the more likely it is that debt (either short term or long term) will be a burden to the company. The effect is higher interest charges, lower profits and a squeeze on liquidity to the disadvantage of creditors.
<b>Fixed Assets to Net Worth (%)</b>	$(\text{Total Fixed Assets} / \text{Tangible Net Worth}) \times 100$	The proportion of net worth that consists of fixed assets will vary greatly from industry to industry, but in general terms a company is under capitalised if fixed assets exceed net worth. In this case it is possible that the company has too much debt, and it should therefore be examined with care.  If on the other hand fixed assets are much lower than net worth the company is over capitalised and is either extremely cautious or in a position to expand. thus a ratio either well in excess of the median, or well below it, means that the company should be looked at with care.

<b>Current Liabilities to Net Worth (%)</b>	$(\text{Total Current Liabilities} / \text{Tangible Net Worth}) \times 100$	<p>This contrasts the funds that creditors are temporarily risking with a company with the funds permanently invested by the owners.</p> <p>The higher the ratio the less security for creditors. Care should be exercised when selling to any company with creditors of less than one year exceeding two thirds of net worth.</p>
<b>Asset Turnover (%)</b>	$(\text{Turnover} / \text{Total Assets (including Intangibles)}) \times 100$	<p>This ratio measures how efficient the company's management has been in generating sales from the assets at its disposal.</p> <p>The measure can vary considerably from industry to industry and should therefore be judged according to the industry norm.</p>
<b>Sales to net working capital (x)</b>	$\text{Turnover} / \text{Net working capital} *$	<p>This ratio indicates whether a company is overtrading (handling an excessive volume of sales in relation to working capital). Companies with substantial sales gains often reach a level where their working capital becomes strained.</p> <p>Even if they maintain an adequate total investment for the volume being generated (assets to sales) that investment may be so centred in fixed assets or other non-current items that it will be difficult to continue meeting all current obligations. A ratio falling into either an extremely high or low position may indicate potential problems.</p>
<b>Assets to Sales (%)</b>	$(\text{Total Assets (including Intangibles)} / \text{Turnover}) \times 100$	<p>This correlates sales with the total investment that is used to generate those sales. By comparing a company's ratio with industry norms it can be determined whether the business is overtrading or conversely, carrying more assets than needed for its sales volume.</p> <p>Abnormally low ratios can indicate overtrading which may lead to financial difficulties if not corrected. Extremely high ratios can be the result of a too conservative management or too low a level of turnover.</p>
<b>Profit Margin (%)</b>	$(\text{Profit before Tax} / \text{Turnover}) \times 100$	<p>This reveals the profits earned per pound of sales and therefore measures the efficiency of the operation.</p> <p>This ratio is an indicator of the business'ability to withstand adverse conditions such as falling prices, rising costs or declining sales</p>
<b>Shareholders' Return (%)</b>	$(\text{Profit before Tax} / \text{Tangible Net Worth} *) \times 100$	<p>This ratio is used to analyse the ability of the company's management to realise an adequate return on the capital invested by the owners of the business. There is a tendency to look increasingly to this ratio as a final measure of profitability.</p> <p>Generally, a relationship of at least 10% is regarded as desirable for providing dividends plus funds for future growth.</p>

<b>Return on assets (%)</b>	(Profit before Tax / Total Assets) x 100	This is the key indicator of profitability for a company it matches operational profits with the assets available to earn a return.  Companies using their assets efficiently will have a relative high return while less well run businesses will have a relatively low return
<b>Sales per Employee (000)</b>	Turnover / Employees	This gives an indication of the efficiency of the labour force. This ratio will vary considerably from industry to industry
<b>Profit per Employee (000)</b>	Profit before Tax / Employees	This ratio gives a guide as to how effectively the labour force is utilised, and is the best way to measure productivity of labour investment

## GLOSSARY OF LOCAL ACTIVITY CODE

Country	Local Activity Code Type
Bosnia	KDBIH 2010
Bulgaria	NACE Rev 2
Croatia	NKD 2007
Estonia	EMTAK
Greece	NACE Rev 2
Iceland	ISAT 2008
Romania	NACE Rev 2
Serbia	KD 2010
Slovenia	SKD 2008

## GLOSSARY OF LEGAL FORMS

Legal Form	Legal Form (local)
Proprietorship	Persoana fizica / Asociatii familiale
Partnership	Societate In nume colectiv
Ltd Partnership	Societate in comandita simpla
Co-Operative	Organizatie cooperatista
Private Ltd Co	Societate cu raspundere limitata
Public Ltd Co	Societate pe actiuni/Societate in comandita pe actiuni
Joint Stock Co	Societate pe actiuni
Family Owned Enterprise	Asociatie familiala (AF)
Family Owned Enterprise	Intreprindere familiala (IF)

## GLOSSARY OF CURRENCIES

Abbreviation	Currency Name	Abbreviation	Currency Name
AMD	Armenian Dram	LAT	Latvian Lats
AZM	Azerbaijani Manat (Old)	LEI	Romanian Lei (Old)
AZN	Azerbaijani Manat (New)	LEK	Albanian Lek



BAM	Bosnia-Herzegovina Convertible Mark	LEV	Bulgarian Levs
BYN	Belarusian Rouble	LTS	Lithuanian Litas
RSD	Serbian Dinar	MAL	Maltese Lira
CYL	Cypriot Pounds	MLL	Moldovan Leu
DRA	Greek Drachma	RON	Romanian Lei (New)
EUR	Euro	ROU	Russian Roubles
EEK	Estonian Kroon	TJS	Tajik Somoni
GBL	Gibraltar Pounds	TKM	Turkmen Manat
GEL	Georgian Lari	TUL	Turkish Lira (old)
HRD	Croatian Dinar	UKL	Pounds Sterling UK
HRK	Croatian Kuna	USD	U S Dollars
HRY	Ukrainian Hryvnia	UZS	Uzbekistani Sum
IKR	Icelandic Krona	YTL	Turkish Lira (new)
ILS	Israeli Sheqel	YUD	Yugoslavian Dinar
KYS	Kyrgyzstani Som	ZWD	Zimbabwe Dollars
KZT	Kazakhstani Tenge	JOD	Jordanian Dinar

## GLOSSARY OF KEY EXPRESSIONS

National Revenue Agency	State body responsible for establishing, securing and collecting public receivables and certain statutory private receivables
Tax Debts	Debt associated with the failure to pay taxes to the federal or state government
Court Debt Settlement Procedure	Legal process of reorganization of the debtor in financial difficulties
Frozen Bank Accounts	Unpaid receivables can file to the court of justice for payment, the debtor's has a legal time period to settle debts or their bank accounts are and remain frozen until the debt is covered
SODRA	Delays in paying mandatory Social Security Tax (Lithuania)

## CONFIDENTIALITY

CONFIDENTIAL....THIS INFORMATION IS PROVIDED BY D&B EUROPE LTD SUBJECT TO THE TERMS AND CONDITIONS OF YOUR SUBSCRIPTION CONTRACT AND IS NOT TO BE DISCLOSED.



This report is forwarded to the Subscriber in strict confidence for the use by the Subscriber as one factor to consider in connection with credit and other business decisions. This report contains information compiled from information which Dun & Bradstreet does not control and which has not been verified unless otherwise indicated in this report. Dun & Bradstreet therefore cannot accept responsibility for the accuracy, completeness or timeliness of the report. Dun & Bradstreet disclaims all liability for any loss or damage arising out of or in anyway related to the contents of this report.

COPYRIGHT 2025 DUN & BRADSTREET. THIS REPORT MAY NOT BE REPRODUCED IN WHOLE OR IN PART IN ANY FORM OR MANNER WHATSOEVER.

---

**FINANCIAL STATEMENT COMPARISON**

No financial information is available for this business.

**Balance Sheet**

Currency: All figures in RON unless otherwise stated

---

**BALANCE SHEET**

No financial information is available for this business.

**Profit and Loss Accounts**

Currency: All figures in RON unless otherwise stated

---

**PROFIT AND LOSS ACCOUNTS**

No financial information is available for this business.

**Cash Flow**

Currency: All figures in RON unless otherwise stated

---

**CASH FLOW**

No financial information is available for this business.

**Financial Ratios**

Currency: All figures in RON unless otherwise stated

## FINANCIAL RATIOS



No financial information is available for this business.

## Corporate Linkage [?](#)

This information may not be reproduced in whole or in part by any means of reproduction.

## Associations [?](#)

Currency: All figures in EUR unless otherwise stated

All Credit Files with Same D-U-N-S® Number as this D&B Live Report

### ALL CREDIT FILES WITH SAME D-U-N-S® NUMBER AS THIS D&B LIVE REPORT

Company Name	Type	Status	Date Created
<a href="#">CREASOFT TIME MANAGEMENT S.R.L.</a>	Snapshot D-U-N-S Number 44-879-8815	Saved	24/03/2025

## Your Information

Record additional information about this company to supplement the D&B information.

Note: Information entered in this section will not be added to D&B's central repository and will be kept private under your user ID. Only you will be able to view the information.

### In Folders:

[View](#)

Account Number

Endorsement/Billing  
Reference \*

Sales Representatives

Credit Limit

Total Outstanding

Your Information Currency

Please fill all required fields

## Audit Trail [?](#)

[Text](#)

[Timeline](#)

View:

All Events



From : Apr-23

To : Apr-25

Date/Time of the  
Event

Event Name

Triggered By

Message

24/03/2025 12:45

Added to  
folder

CustomerCare  
Romania

Credit report added to  
MySnapshots folder.

Last Login : 11/04/2025 03:55:32

©Dun & Bradstreet, Inc. 2005-2025. All rights reserved

**Privacy Policy (<https://www.dnb.com/utility-pages/privacy-policy.html>) | Terms of Use (<https://www.dnb.com/utility-pages/terms-of-use.html>)**